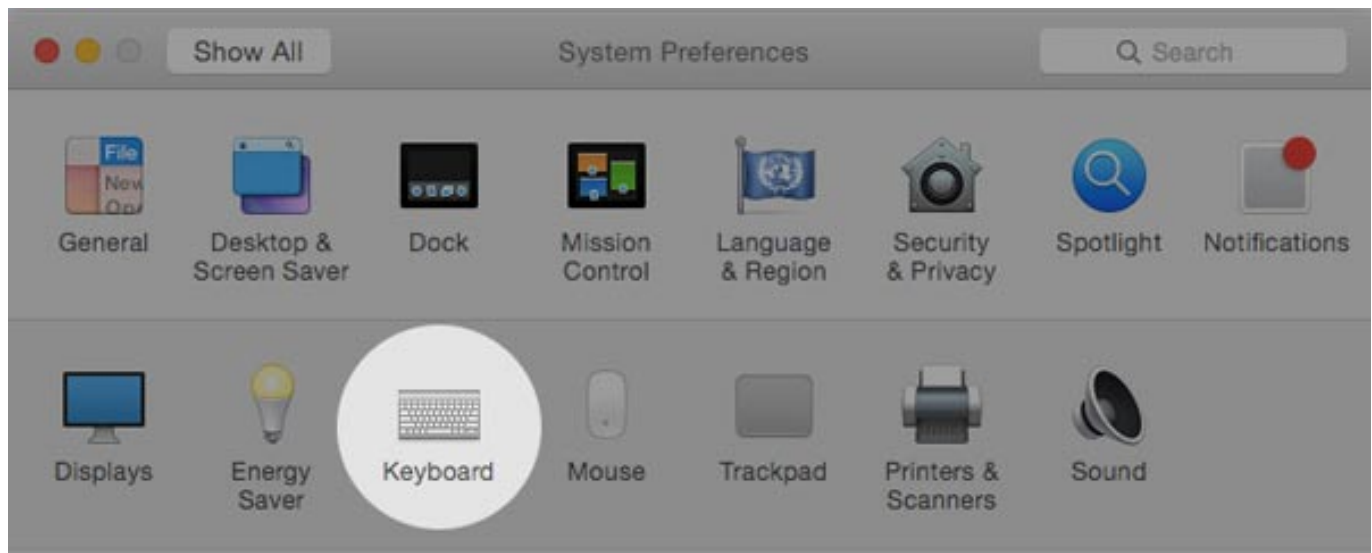


## Skype remove word completion / Howto Disable spellcheck autocorrect on Mac OS X, Android Phones Tablets and iPhone iOS

Author : admin



I've recently **upgraded my wife's Mac Book Air Mac OS X release from Mountain Lion to latest available OS X release Yosemite** and after upgrade the [old version of Skype used for about 3 years without any problems \(except camera issues due to mac OS X bug the old post is here\)](#) stopped working (did crashed) on Skype launch so I took few minutes to upgrade Skype as well from [Skype.com Skype for Mac official download page](#) after the quick and unproblematic *Skype re-install*, Skype client was back to normal with a shiny new outlook and on a first glimpse all worked like a charm but ...

On the next day when I took use of temporary the upgraded Mac Book Air with the *fresh new OS X Yosemite* and **Skype's latest app to to do a quick login with my Skype credentials** *noticed a very annoying autocorrect (auto spelling) Skype behavior on any new input text message.*

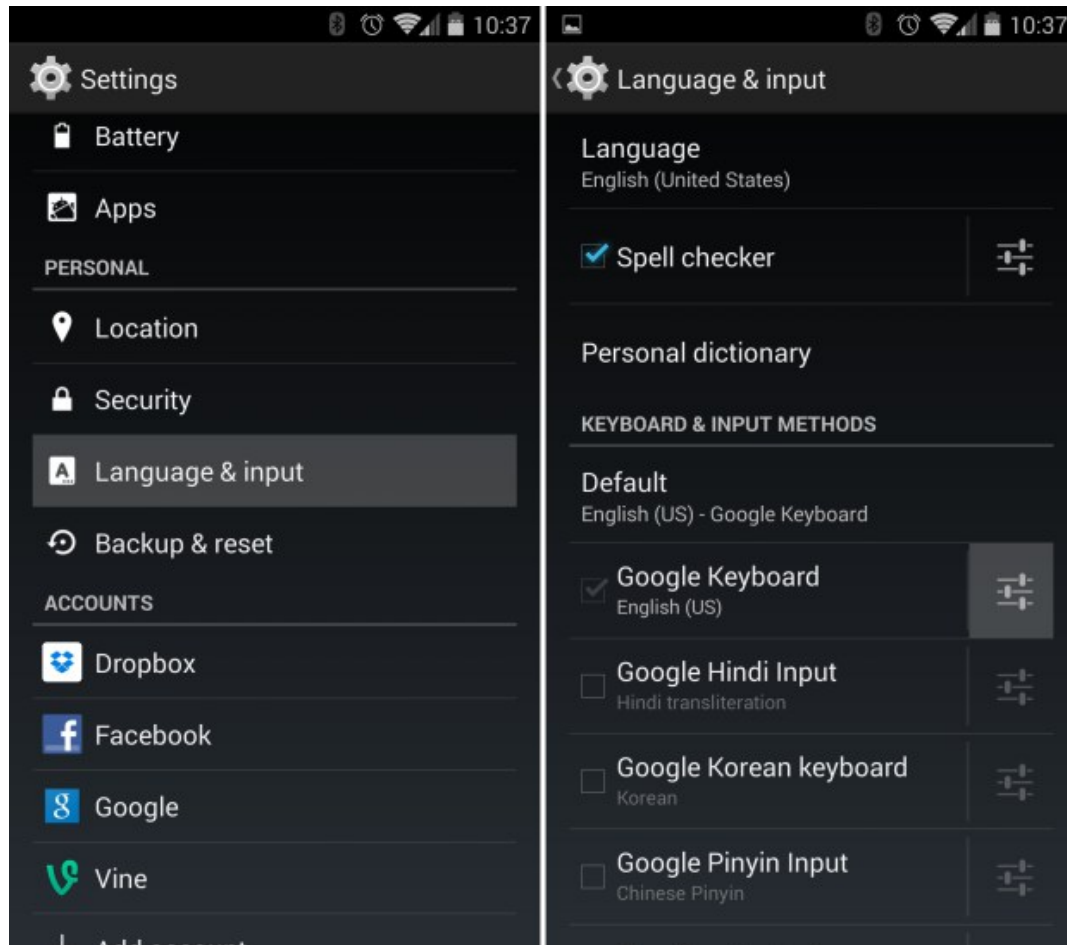
I have to admit the idea of autocorrect feature on a system wide scale is great however quick keyboard typers like me who are used to type more than a letter per second use to type so quickly that occasionally you do errors which you're quick to fix but anyhow errors are automatically corrected in a way that you have to retype the whole word quite often which makes your typing a **hellish experience**. Then the same auto-correct feature becomes a terrible experience and on any device I notice this behavior I tend to remove it immediately.

I remember the same dictionary auto-spell check / corect behavior was present on my *Android run ZTE*

**blade 3 mobile** after first Mobile boot and also present on my current **iPhone 5 iOS** and thus the first thing I did once I start using it is to **remove autocorrect (auto spelling) feature and relax the irritation of it.**

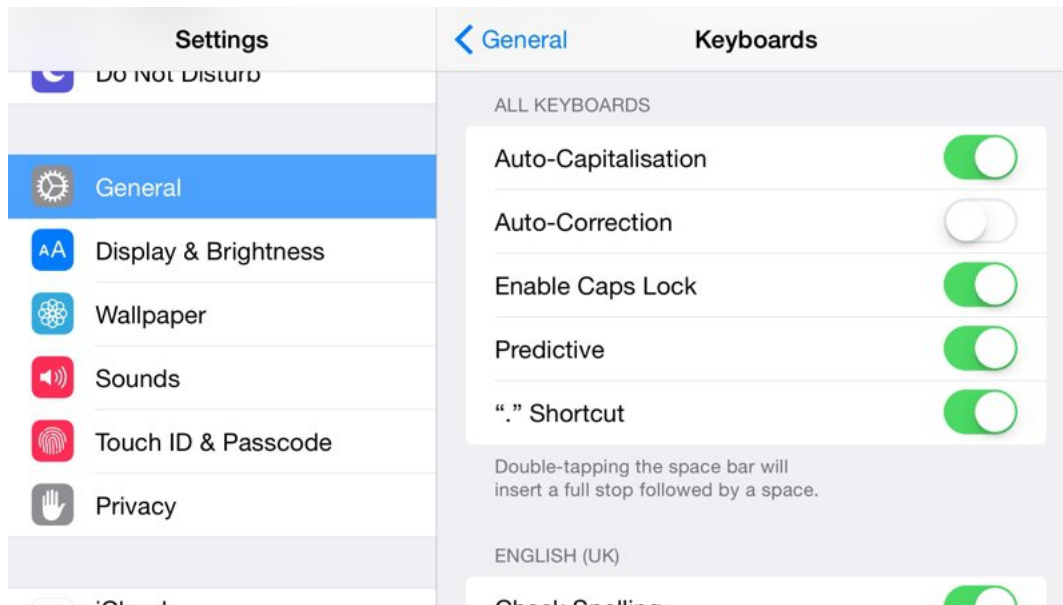
Just in case if you need to disable Spellcheck auto-correct on Android Phone or Tablet do it from

*Settings -> Language & input*



If you happen to be using also iPhone 5 as me or iPhone 6 / 7 **to disable AutoCorrect feature on SMSes / Skype / Viber** and other applications do it from Phone's:

*Settings -> General*



Shortly I've noticed that the auto-correct feature does not only mess up your typing in Skype but also in **Mail** and **TweetDeck** and generally any open application where you can type on Yosemite.

I've took the time to investigate quickly what was causing the new feature that bugged me so much online and came to this nice little article [How to turnoff autocorrect on Mac OS X 10.11 El Captain](#)

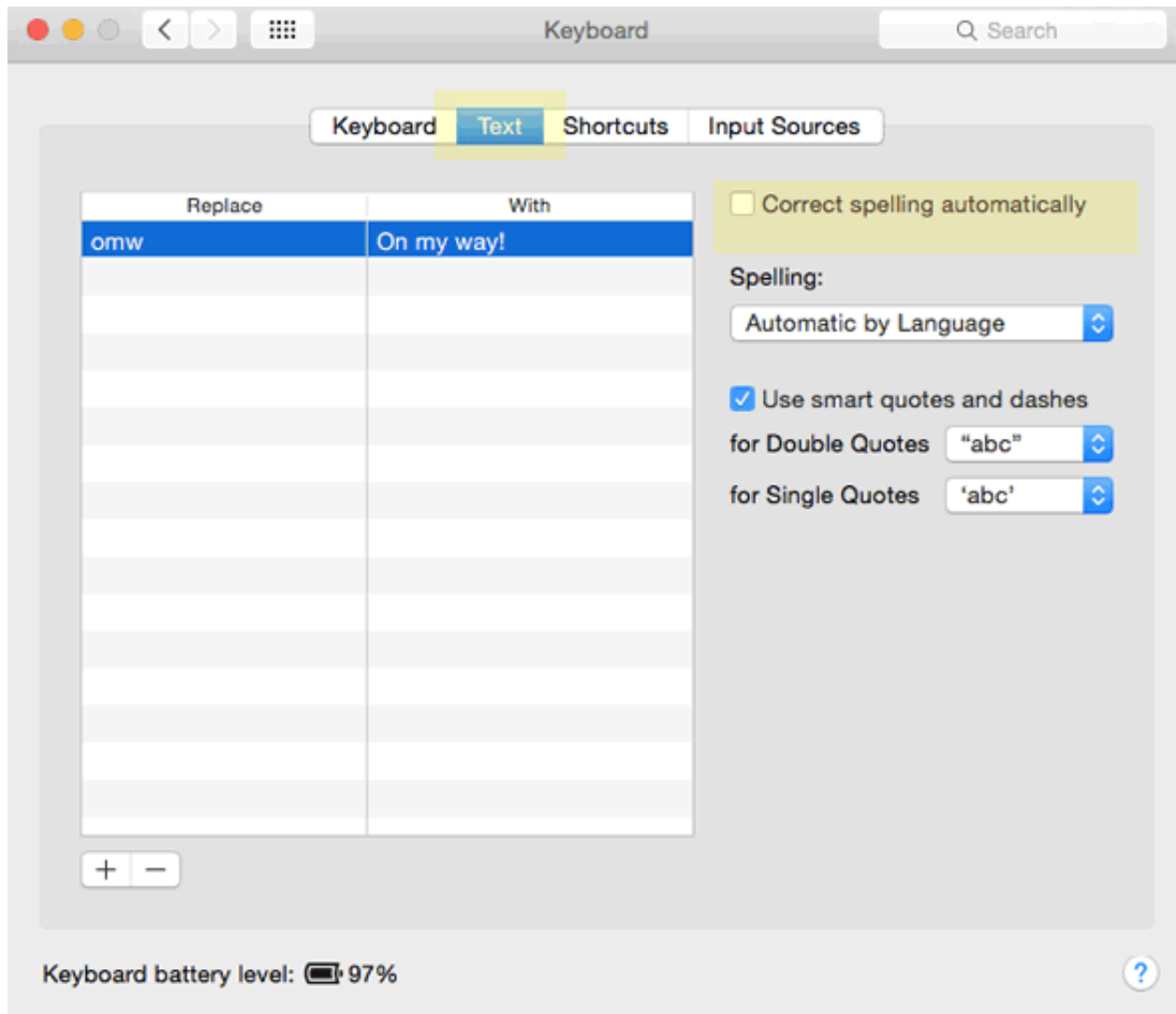
As the article revealed **to Turn off the autocorrect Mac OS X** feature you I have to go:

*Finder -> System Preferences*



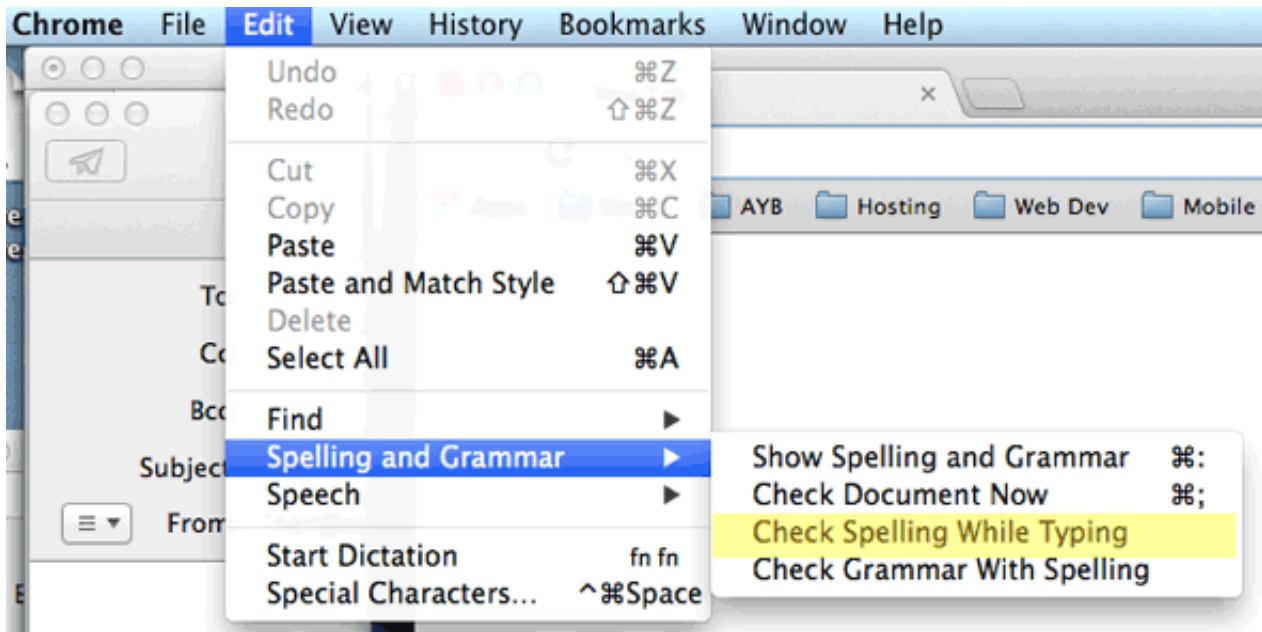
*Click on Keyboard -> Text*

*and turn Autocorrect off by unchecking Correct spelling automatically*



By doing this autocorrect spelling is disabled for all applications, however for some people it might be handy to leave the correct feature for **Mail app** or **Microsoft Office (Microsoft Word / Excel) etc.** and **only turn off (disable) the autorrect feature per application side.**

You can do this in the separate Applications (of choice where you need auto spelling) from **Edit Menu** under **Spelling and Grammer** and *enable / disable* 'Check Spelling While Typing'



*Tadam Enjoy ! :)*