

How to Read Holy Bible on GNU / Linux with Xiphos

Author : admin

If you're a Christian and you need application to read the Holy Scriptures in Linux. You definitely have to take a look at [Xiphos Open Source Bible Study tool](#).

Here is Xiphos deb package description;

```
linux:~# apt-cache show xiphos|grep -i description -A 4
```

Description: environment for Bible reading, study, and research

Xiphos is a Bible study program for the GNOME desktop environment, based on The SWORD Project by the CrossWire Bible Society, a framework for developing Bible study tools and of associated texts such as commentaries and dictionaries.

.

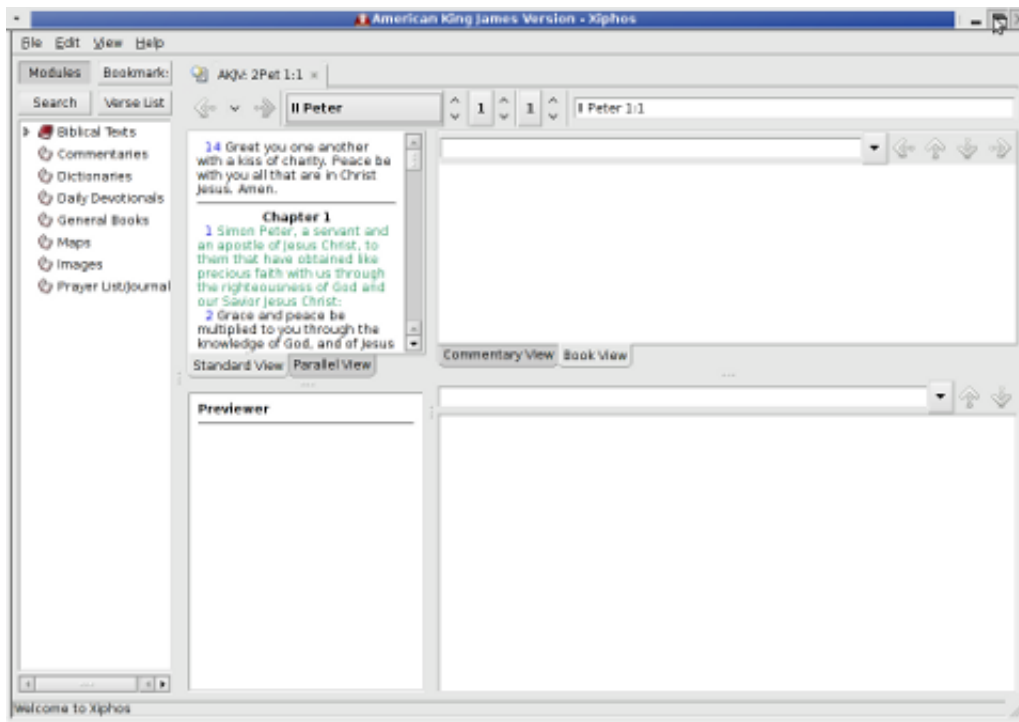
To install Xiphos on Debian, Ubuntu and other Deb derivatives run in terminal:

```
linux:~# apt-get --yes install xiphos
```

....

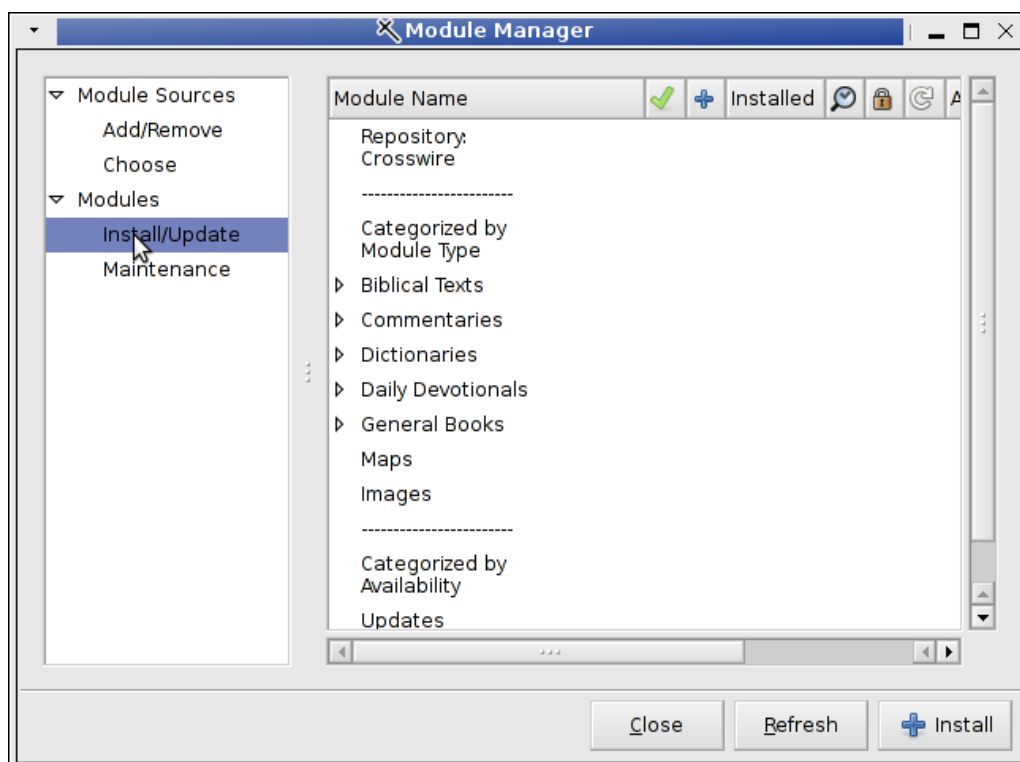
To run it further type in terminal:

```
hipo@linux:~$ xiphos
```



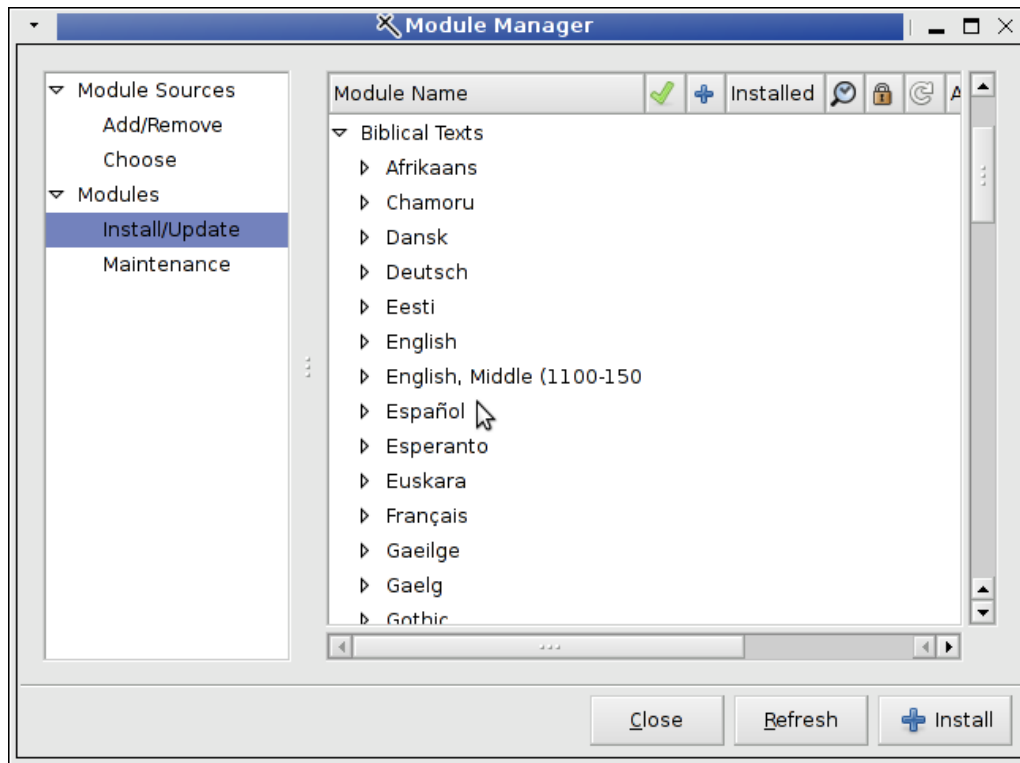
Default Holy Bible provided by Xiphos is *American version of King James Holy Bible*.

However a Holy Bible translation is available on almost any popular Language on earth and is easily installable via *Xiphos Module Manager*. Xiphos Module Manager uses text obtained from [Crosswire Bible Society - Sword Project](http://www.crosswire.org/).

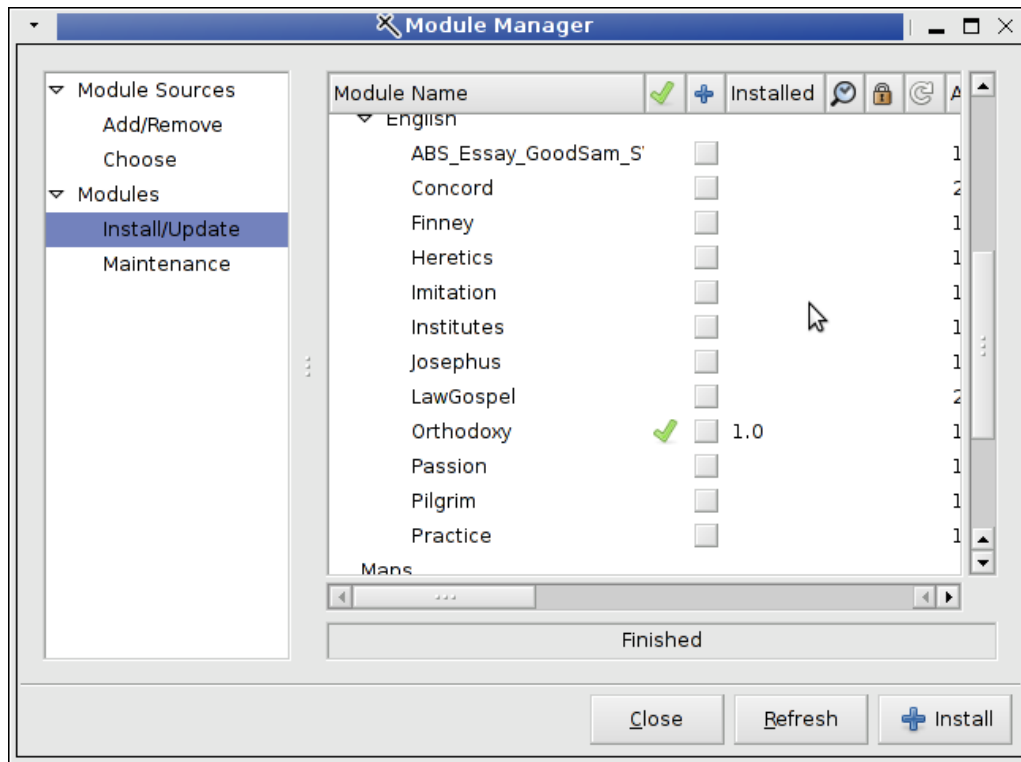


To install your Homeland language Holy Scriptures translation choose whatever language via menus:

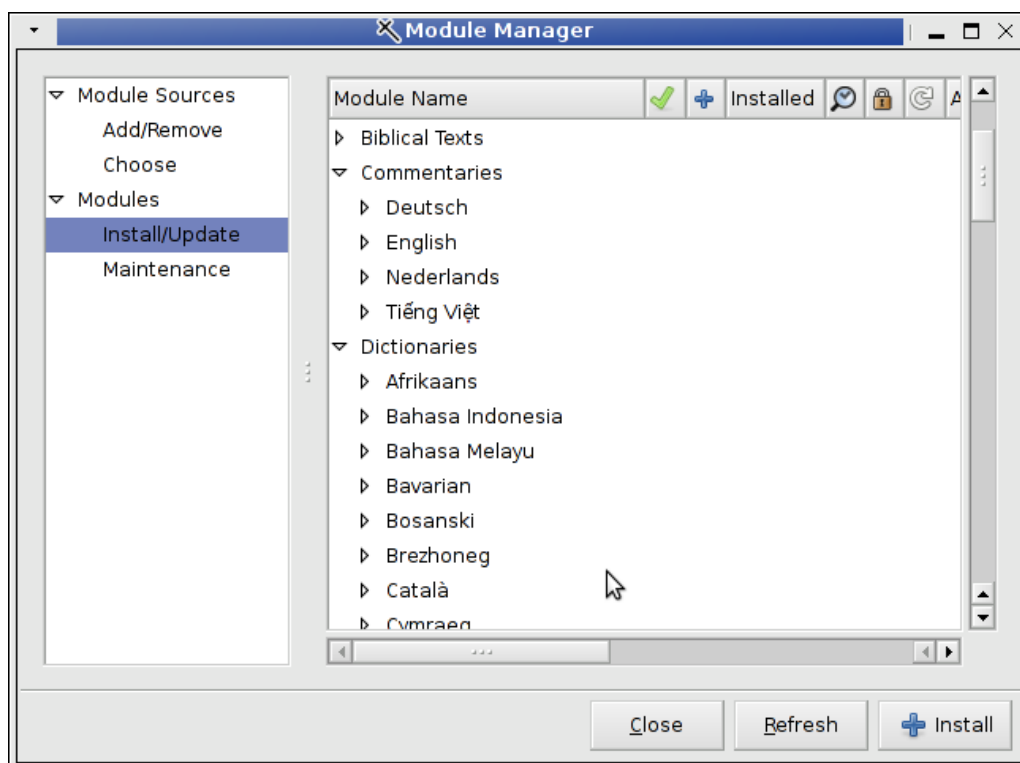
Edit -> Module Manager -> Install/Update -> Biblical Texts



For English Speaking people, there are some extra Books, Heretical texts well known in Christendom as well as **Concordance** (Interpretation of Holy Bible writings with some general marks on Bible verses).



Orthodoxy as you see in the screenshot doesn't have unfortunately nothing to do with Orthodox Christianity. Take few minutes and click on each of the books install them and check out what's inside. The books are interesting for anyone like me who holds deep interest in Christianity. Something else worthy to check out from *Module Manager* is Commentaries on Holy Bible unfortunately available only in *German, English, Dutch and Finnish*.



The Sword Project has also few interesting sub-projects, worthy to check out whether you use Linux with KDE or for those who want read Holy Bible on Mac OS and iPhone.

BibleTime - A Free and Easy to Use Bible Reading Tool intended for Linux KDE environment users.

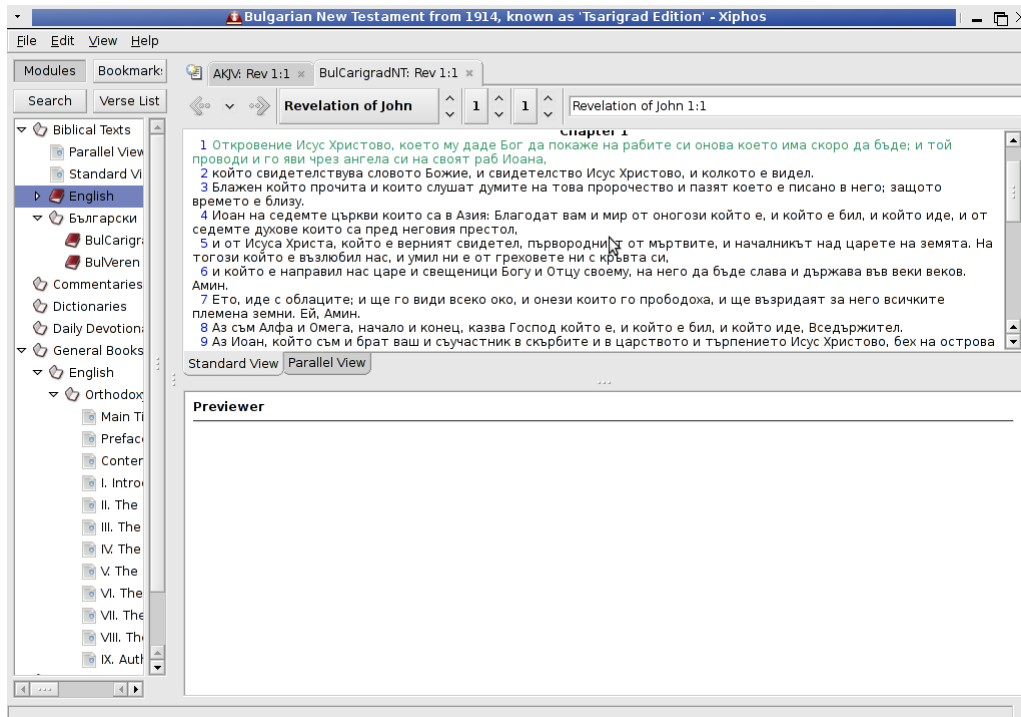
PocketSword - An Iphone Bible Study Open Source App

MacSword - is a free & open-source application for research and study of God and His Word. It is developed specifically for Macintosh computers running Mac OS X.

Alkitab Bible Study - An open source and free desktop Bible study software. It supports parallel view, commentaries, dictionaries, lexicons, daily devotions, with powerful search capability.

Xiphos **Parallel View** functionality and **Tags** are very handy as they offer the user a very easy way to open a number of Bible Translations in various languages and make comparison between different Holy Bible translations.

Reading in Parallel the Holy Bible in two or more different languages is a great way to learn quickly a new language. On below screenshot you see opened, American King James Holy Bible in *Tab 1* and Bulgarian Language (the well known *Tsarigrad Edition*) in *Tab 2*



Well that's all, **Happy Blessed Bible reading on your Linux Desktop** :)